

# DIN 41612 Vertical Female Type B Connectors 64 Positions

**ROHS COMPLIANT**

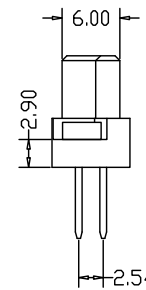
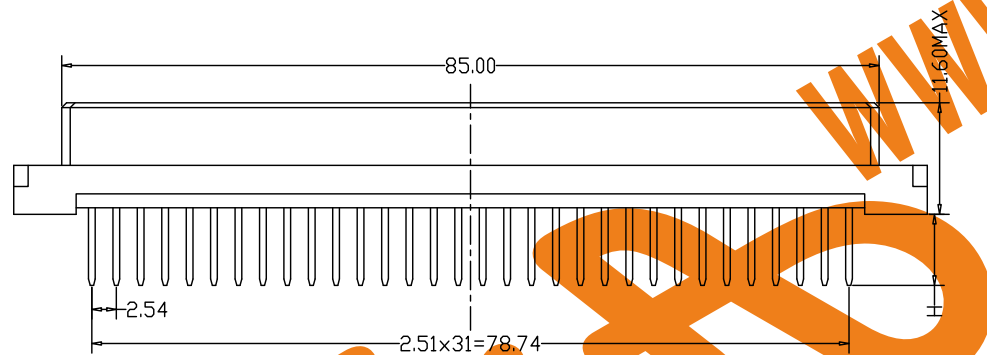
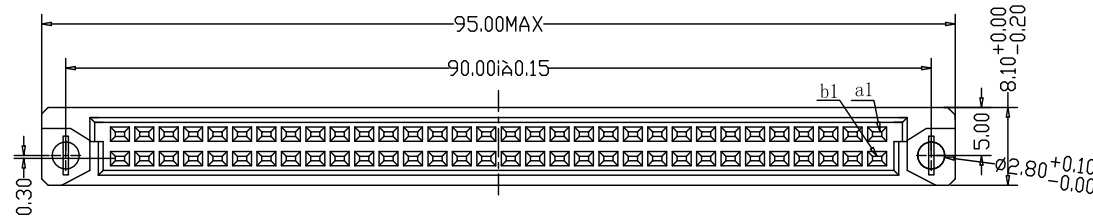
## SPECIFICATION

Current Rating:	2.0Amp
Insulation Resistance:	100000MΩ min.at DC 100V
Contact Resistance:	20MΩ max
Withstand Voltage:	AC 1000V For 1 Minute
Operating Temperature:	-55° C to +105° C
Contact Material:	Brass
Contact Plating:	Au or Sn Over Ni
Insulator Material:	PBT+30%GF UL 94V-0
Insertion Force:	64 pin max.60N
Withdrawal Force:	0.15N min.per individual contact

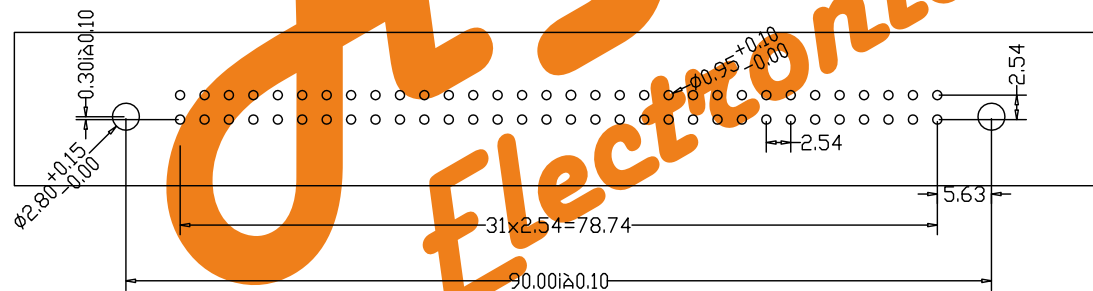
## Ordering Code:

DFS - XX - X - X - X -202  
 ① ② ③ ④ ⑤

- ① Series No:
- ② No. of Contacts  
64p 16p 32p
- ③ Termination  
A: Straight solder tail length H=2.5mm  
E: Straight solder tail length H=4.0mm  
I: Straight tail length H=5.0mm  
K: Straight tail length H=7.4mm  
M: Wrap post tail length H=13.0mm  
N: Wrap post tail length H=17.0mm
- ④ Rows Loaded With Contacts  
A: Row a C: Row a+b  
D: Row a+c F: Row a+b+c  
DI: Row a+c (2, 4, 6, ...) F1: Row a+b+c (2, 4, 6, ...)
- ⑤ Contact Plating  
G0: Gold flash  
S0: Gold flash/Ni  
G1: 3u" Gold  
S1: 3u" Gold/Ni  
G2: 5u" Gold  
S2: 5u" Gold/Ni  
G3: 10u" Gold  
S3: 10u" Gold/Ni  
G4: 15u" Gold  
S4: 15u" Gold/Ni  
G5: 30u" Gold  
S5: 30u" Gold/Ni  
SN: Tin



## Recommended P. C. B. Layout



tail length	thickness * width
H=2.5mm	0.3*0.38
H=4.0mm	0.3*0.38
H=5.0mm	0.6*0.6
H=7.4mm	0.6*0.6
H=13.0mm	0.6*0.6
H=17.0mm	0.6*0.6

Unless Otherwise specified tolerance  
 X±0.35  
 X.X:±0.25  
 X.XX:±0.20  
 X.XXX:±0.15

SCALE: As Shown  
 UNIT: mm



**AsA Electronic Co.**  
 Tel : (+98) 21 66 73 56 82 Mob : (+98) 912 03 161 02

DRAWN: jnufon		TITLE: Vertical Female Type B Connectors 64 Positions	
CHECKED: Yan		DRAWING NO: DFS-XX-XXX-202	
APPROVED		PRODUCT NO: DFS-XX-XXX-202	
REV	DESCRIPTION	DATE	
	Add option of plating	10/8/1	